

SMSBox


**Sign in**

[Forgot the password?](#)

- Users will be able to view SMS Credit usage for the month through the Dashboard

**“Download” Dashboard**

**“Refresh” Page**



Dashboard

Usage For Amicus Pte Ltd Credits 205036

Period	Credits Used
Feb 2018	4
Mar 2018	1
Apr 2018	4
May 2018	794926

The image shows a screenshot of a dashboard interface. At the top left, there is a box labeled "Download" with a download icon. At the top right, there is a box labeled "Refresh" with a refresh icon. A green arrow points from the "Refresh" box to the "Download" box. Below these boxes is a "Dashboard" header with a download icon and a refresh icon. To the right of the dashboard header is the "SMSBox" logo. Below the dashboard header is a section titled "Usage For Amicus Pte Ltd" with a "Credits 205036" indicator. Below this section is a table with two columns: "Period" and "Credits Used". The table contains four rows of data for the months of February, March, April, and May 2018.

1) Provide a name for the list.


2) Upload required files with members mobile number onto list.

**List Name:**

**Action**

Add to list

Remove from list

  
SMSBox

---

**File Upload** [Copy & Paste](#)

You can update the list by importing mobile numbers using the template file provided.

The first column must be MobileNo, follow by up to 20 optional personalised columns. These personalised columns can be used to compose personalised messages.

You need to use back the same file structure and column positions if you are updating an existing list.

No file chosen

Users are able to see the uploaded "LIST" for the SMS Campaign



"Add" List

"DELETE" Selected List

"Download" List

"Refresh" List



Search



Lists **1**

List	Count	Created On
Amicus List 1	1	30 May 2018 12:40 PM

1

Users are able to “Edit” Which “MobileNo” to send/delete for SMS Campaign

The screenshot displays the Amicus 2020 interface. At the top right, there is a green envelope icon labeled "SMSBox". Below it, a toolbar contains four icons: a pencil (labeled "Edit" List), a trash can (labeled "DELETE" Selected MobileNo), a download arrow (labeled "Download" List), and a refresh arrow (labeled "Refresh" List). A search bar is located to the right of the toolbar. Below the toolbar, the interface shows a list titled "Amicus List 1" with a notification badge "1". The list has two columns: "MobileNo" and "Name". The first row contains the mobile number "6598232512" and the name "Christopher". The mobile number "6598232512" is circled in green. A page number "1" is visible at the bottom right of the list.

MobileNo	Name
6598232512	Christopher

# AMICUS 2020

- Enter SMS Campaign name & select from existing UPLOADED LISTS.
- Users are able to add the full or partial lists of selected numbers before sending out.



Campaign Name:

You can add contacts from your existing lists to Recipients. You can add entire lists to Full Lists and/or use Partial List to add specific contacts in your lists.

### Select From Existing Lists

Amicus List 1

### Recipients

#### Full Lists

Amicus List 1

## Create SMS Campaign

Sender ID:

Amicus



Content:

Dear Members, enjoy 10% discount upon purchase of our products. Offer ends 30th July 2018.  
For more info : 6123 4567

Standard SMS: 203 chars (2 credits)

ON

Long SMS

Unicode SMS

OFF

Schedule:

30 May 2018 12:54 PM



## Track responses from recipients



“Delete” Selected

“Delete” All

“Download” List

“Refresh” List

Toolbar area containing icons for delete, select, download, and refresh, along with a search input field.

Inbound **37** 1 May 2018 - 31 May 2018

<input type="checkbox"/> Date	Sender	Content
<input type="checkbox"/> 30 May 2018 12:57 PM	6597374194	UN
<input type="checkbox"/> 30 May 2018 12:40 PM	6598344999	Unsubscribe
<input type="checkbox"/> 30 May 2018 12:27 PM	6582027777	UN
<input type="checkbox"/> 30 May 2018 12:02 PM	6591547889	UN
<input type="checkbox"/> 30 May 2018 11:38 AM	6582027777	UN
<input type="checkbox"/> 30 May 2018 11:24 AM	6593804090	UN
<input type="checkbox"/> 30 May 2018 11:21 AM	6596619317	UN






## Track the status of the SMS CAMPAIGN



**“Download” List**

**“Refresh” List**



Outbound **8832**    All    All    30 May 2018

Date	Recipient	Sender	Content	Status	Credits	Campaign
30 May 2018 01:05 PM	6590013396	Just Sold	<ADV> Just sold @A TREASURE TROVE #11-XX @ \$1338000(1206 sqft). To mkt ur unit, pls call CONNIE (OTT) @ 86663332. Click <a href="http://bit.ly/2LGR8fN">http://bit.ly/2LGR8fN</a> .UN 96799334	PROCESSED	0	
30 May 2018 01:05 PM	6590013160	Just Sold	<ADV> Just sold @A TREASURE TROVE #11-XX @ \$1338000(1206 sqft). To mkt ur unit, pls call CONNIE (OTT) @ 86663332. Click <a href="http://bit.ly/2LGR8fN">http://bit.ly/2LGR8fN</a> .UN 96799334	PROCESSED	1	
30 May 2018 01:05 PM	6586119013	Just Sold	<ADV> Just sold @A TREASURE TROVE #11-XX @ \$1338000(1206 sqft). To mkt ur unit, pls call CONNIE (OTT) @ 86663332. Click <a href="http://bit.ly/2LGR8fN">http://bit.ly/2LGR8fN</a> .UN 96799334	PROCESSED	1	
30 May 2018 01:05 PM	6584819268	Just Sold	<ADV> Just sold @A TREASURE TROVE #11-XX @ \$1338000(1206 sqft). To mkt ur unit, pls call CONNIE (OTT) @ 86663332. Click <a href="http://bit.ly/2LGR8fN">http://bit.ly/2LGR8fN</a> .UN 96799334	PROCESSED	1	
30 May 2018 01:05 PM	6584682040	Just Sold	<ADV> Just sold @A TREASURE TROVE #11-XX @ \$1338000(1206 sqft). To mkt ur unit, pls call CONNIE (OTT) @ 86663332. Click <a href="http://bit.ly/2LGR8fN">http://bit.ly/2LGR8fN</a> .UN 96799334	PROCESSED	1	
30 May 2018 01:05 PM	6582989592	Just Sold	<ADV> Just sold @A TREASURE TROVE #11-XX @ \$1338000(1206 sqft). To mkt ur unit, pls call CONNIE (OTT) @ 86663332. Click <a href="http://bit.ly/2LGR8fN">http://bit.ly/2LGR8fN</a> .UN 96799334	PROCESSED	1	

- Upload Blacklist numbers to system.
- System will automatically remove those numbers.


The screenshot displays the AMICUS 2020 interface. At the top right, there is a green envelope icon with the text "SMSBox" below it. Below the icon is a search bar with the text "Search" and a magnifying glass icon. The main content area is titled "Unsubscriptions" with a small badge showing the number "3". Below the title is a table with three columns: "Date", "Sender", and "Remark". The table contains three rows of data. Below the table, there is a page number "1".

Five callout boxes with black borders and white text are connected to the interface by green arrows:

- "Delete" Selected: points to the trash can icon in the toolbar.
- "Delete" All: points to the information icon in the toolbar.
- "Upload" Blacklist Numbers: points to the upload icon in the toolbar.
- "Download" List: points to the download icon in the toolbar.
- "Refresh" List: points to the refresh icon in the toolbar.

Date	Sender	Remark
23 May 2018 03:05 PM	6597893937	Import 2018-05-23 15:05
22 May 2018 03:08 PM	6596209133	U3
22 May 2018 02:06 PM	6590684143	U3

AMICUS  
2020



SMSBox

**Thank You For Using!**